













Plant Diagnostic Clinic Mid-Florida Research and Education Center

Date	ID Number	Plant	Photo	Diagnosis
7/5/07	453	Orchid		Virus
	454	Duranta		Whiteflies, possible virus
	455	East Palatka Holly		Unidentified canker
7/12/07	479	East Palatka Holly		Sphaeropsis gall
	456_A	Indian Hawthorn		Phomopsis leaf spot

	456_B	Simpson Stopper		Fusarium
	457_A	Neanthebella palm		Curvularia
	457_B	Neanthebella palm seedlings		Rhizoctonia
	458	Miscanthus		Bipolaris spp. leaf spot. Treat same way as Helminthosporium or Dreschlera.
	459_A	Canna		Tarsonemid maranta mites
	459_B	Canna		Tarsonemid maranta mites

	480	Duranta Gold Mound		Corynespora cassicola leaf spot.